

SEMIANNUAL REPORT

Fiscal Period Ended February 28, 2023

 Mitsubishi Estate Logistics REIT Investment Corporation



Overview

Distributions Per Unit (FP Ended Feb. 2023 Actual)	Operating Revenues (FP Ended Feb. 2023 Actual)	Average Interest Rate (As of Mar. 15, 2023)	Asset Size (As of Feb. 28, 2023)
7,628 yen	7,149 mn yen	0.50 %	261.6 bn yen
Distributions Per Unit (FP Ending Aug. 2023 Forecast)	Net Income (FP Ended Feb. 2023 Actual)	Credit Rating (JCR)	Average Occupancy (As of Feb. 28, 2023)
7,832 yen	3,432 mn yen	AA (Stable)	100.0 %
Distributions Per Unit (FP Ending Feb. 2024 Forecast)	Loan-to-Value Ratio (FP Ending Aug. 2023 Forecast)	No. of Properties (As of Feb. 28, 2023)	
7,835 yen	38.2 %	32 properties	

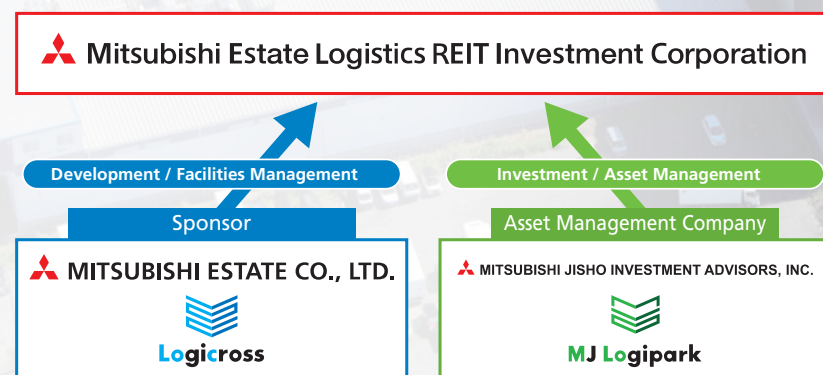
Basic Policy

MEL mainly invests in logistics facilities for the ultimate purpose of maximizing unitholder value through management utilizing the comprehensive strengths of the MEC Group and also in order to contribute to the realization of an affluent society through development of logistics functions that support the lives of people.

Growth Strategy

1. Building a **Long-term Stable Portfolio** in order to Maximize Unitholder Value
2. **HYBRID External Growth** Utilizing the Strength of Both MEC and The Asset Management Company (MJIA)
3. **HYBRID Internal Growth** Supporting Stable Growth of MEL
4. **Long-term Stable Financial Management** with Emphasis on Soundness
5. Development of a **Solid Governance Structure** Focusing on Improving Unitholder Value

Hybrid Model



To Our Unitholders



Ken Takanashi

Ken Takanashi

Executive Director of Mitsubishi Estate Logistics REIT Investment Corporation
Executive Officer, General Manager of Logistics REIT Management Department,
Mitsubishi Jisho Investment Advisors, Inc.

We would like to express heartfelt appreciation to all our unitholders for continued support of MEL.

We are pleased to present our Semiannual Report for 13th fiscal period ended February 28, 2023 successfully and would like to express our sincere gratitude for supports of our unitholders and stakeholders.

During the fiscal period ended February 28, 2023, we successfully acquired 8 properties (total acquisition price: 45.4 billion yen) through global offering in October 2022. As a result, the asset size has expanded to 32 properties, 261.6 billion yen and achieved strong DPU growth.

In terms of internal growth, the occupancy rate at the end of the fiscal period was 100.0%, maintaining high occupancy rate, MEL also achieved rent growth for 11th consecutive periods due to steady operation by MJIA and under the strong market conditions driven by accelerating growth of EC market, etc.

As a result, DPU is 7,628 yen (up 275 yen from the previous period), MEL achieved DPU growth for ninth consecutive period.

MEL announced its management policy based on the “Three Pillars” in April 2019, as a management plan designed to maximize unitholder value in the medium-to-long term. The management policy is intended to gather the entire MEC Group to work together in order to improve unitholder value of MEL, focusing on the following three pillars: Alignment (align interest with unitholders), Discipline (disciplined growth) and Hybrid (enhance MEL’s unique strategy, the hybrid model). We will continue to endeavor maximizing our unitholder value by growing through dialogues with our unitholders following our management policy, “Three Pillars.”

We sincerely appreciate your continued support to MEL and MEC Group and look forward to reporting our further progress in the months and years ahead.

Contents

To Our Unitholders	1	Portfolio	8
Operating Highlights	2	Unitholder Information	9
HYBRID External Growth	4	Financial Section	10
HYBRID Internal Growth	6	Other Information	42
ESG Initiatives	7		

Operating Highlights

POINT 1

Property and Equipment

Increased by 44.9 billion yen from the previous fiscal period, mainly due to the acquisition of 8 properties during 13th fiscal period.



Logicross
Yokohama Kohoku



LOGISTA-Logicross Ibaraki Saito (B)

POINT 2

Interest-bearing Debt

Balance of the interest-bearing debt and LTV at the end of the fiscal period ended Feb. 28, 2023 rose to 105,374 million yen and 38.6% respectively, due to the borrowings procured to acquire 8 properties during 13th fiscal period.

POINT 3

Unitholders' Capital, Net

Increased by 20.1 billion yen from the previous fiscal period, due to the public offering for funding the assets acquired during 13th fiscal period.

Balance Sheet (summary)

(Millions of yen)	
Item	FP Ended Feb. 2023
Assets	
Current assets	14,524
Of which, cash and deposits (including cash and deposits in trust)	12,990
Fixed assets	258,539
Of which, property and equipment	258,429
Total assets	273,063

Liabilities and net assets

Current liabilities	13,402
Of which, Short-term loans payable	4,430
Of which, long-term loans payable due within one year	6,540
Non-current liabilities	99,457
Of which, investment corporation bonds	2,000
Of which, long-term loans payable	92,404
Total liabilities	112,860
Unitholders' capital, net	156,770
Surplus	3,432
Total net assets	160,203
Total liabilities and net assets	273,063

Statement of Income (summary)

(Millions of yen)	
Item	FP Ended Feb. 2023
Operating revenues	7,149
Operating expenses	3,316
Operating income	3,833
Ordinary income	3,433
Net income	3,432

Distributions

(yen)	
Distributions per unit (including SCD)	7,628
Distributions per unit (excluding SCD)	6,817
Surplus cash distributions (SCD) per unit	811

POINT 4

Operating Revenues

Increased by 873 million yen from the previous fiscal period due to the contribution of rental revenues from the 8 properties acquired during 13th fiscal period and rent growth from existing properties.

POINT 5

Operating Expenses

Increased by 369 million yen from the previous fiscal period due to an increase in depreciation and facility management fee for 8 properties acquired during 13th fiscal period, and an increase in expenses for existing properties due to utilities costs and leasing fee, etc.

POINT 6

Net Income

Increased by 452 million yen from the previous fiscal period due to the increase in operating revenues as described in POINT 4, although non-operating expenses increased due to increasing in Interest expense through the execution of borrowings to fund the assets acquired during 13th fiscal period as described in POINT 2.

HYBRID External Growth

MITSUBISHI ESTATE CO., LTD.

- Capability to develop logistics facilities independently based on extensive land information
- Capability to co-develop facilities backed by MEC's ability and credibility for development

Sponsor-developed properties with expected preferential negotiation right

Mitsubishi Estate Logistics

Logicross
Brand of logistics facilities that MEC develops throughout Japan

Mitsubishi Estate

 <p>Occupancy 100%</p> <p>Logicross Hasuda (79,000 m²) Completed in 2021</p>	 <p>Occupancy 100%</p> <p>Logicross Kasukabe (39,000 m²) Completed in 2021</p>	 <p>Occupancy 100%</p> <p>Logicross Funabashi (23,000 m²) Completed in 2021</p>
 <p>Logicross Zama Komatsubara (44,000 m²) Completed in 2022</p>	 <p>Occupancy 100%</p> <p>Logicross Osaka Katano (20,000 m²) Completed in 2022</p>	 <p>Logicross Zama (178,000 m²) To be completed in 2023</p>
 <p>Logicross Sagamihara (170,000 m²) To be completed in 2023</p>	 <p>Logicross Misato* (53,000 m²) To be completed in 2025</p>	 <p>Osaka Suminoe Shibatani Cold Storage Project* (42,000 m²) To be completed in 2025</p>

14 properties

Other multiple

REIT Investment Corporation

MJ Logipark
Properties which MEL acquired or intends to acquire from 3rd parties

MITSUBISHI JISHO INVESTMENT ADVISORS, INC.

- Capability to assess properties backed by experience in continuously acquiring properties from 2001
- Flexible and diversified property acquisition strategy by leveraging PDP and CRE proposals, etc.

MJIA-sourced properties with expected preferential negotiation right

Bridge Fund / 3rd Party Bridge

 <p>PDP Occupancy 100%</p> <p>MJ Logipark Aisai 1* (10,000 m²) Completed in 2022</p>	 <p>PDP Occupancy 100%</p> <p>MJ Logipark Kakogawa 1* (33,000 m²) Completed in 2022</p>	 <p>PDP Occupancy 100%</p> <p>MJ Logipark Daito 1* (11,000 m²) Completed in 2022</p>
 <p>New PDP Occupancy 100%</p> <p>MJ Logipark Ichinomiya 1* (26,000 m²) Completed in 2022</p>	 <p>New PDP Pre-leased 100%</p> <p>MJ Logipark Okazaki 1* (24,000 m²) To be completed in 2023</p>	

PDP (Partnership Development Program)

- Development bridge scheme in which MJIA takes the initiative
- MJIA leads the project in a manner that compensates the needs of partner companies such as developers, construction companies and real estate brokers each other
- MEL can preferentially consider acquisition after the building is completed and leased up

759,000 m²

projects

* Tentative name
Note: As of Apr. 17, 2023

HYBRID Internal Growth

▶ Portfolio Summary

(As of Feb. 28, 2023)

Average occupancy since IPO

99% or more

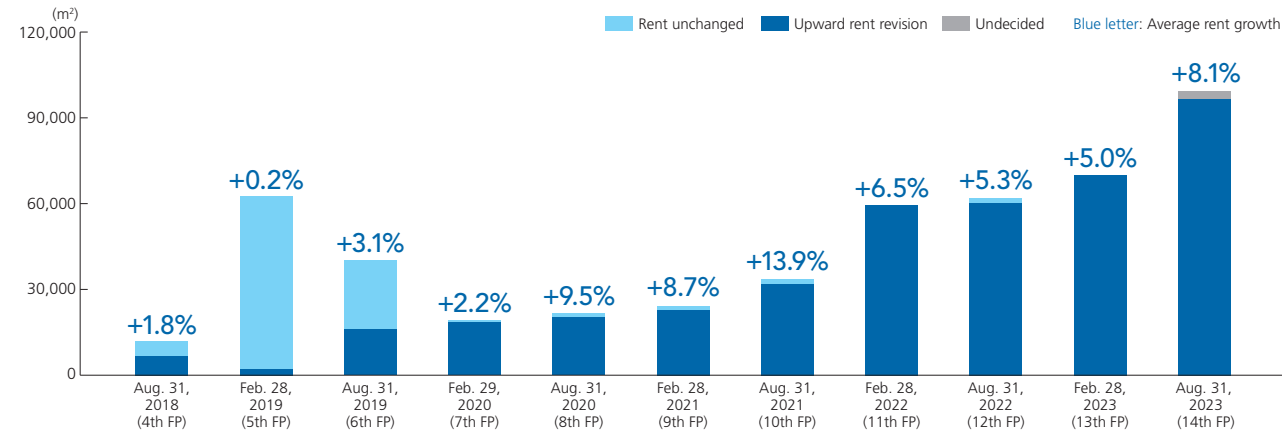
Fixed-term lease

100%

Weighted average lease remaining expiry

6.3 years

▶ Rent Revision Track Record



Financial Strategy

▶ Financial Highlights

(As of Mar. 15, 2023)

Long-term Debt Ratio

97.2%

Fixed Interest Ratio

93.9%

Average Remaining Debt Duration

5.5 years

Average Interest Rate

0.50%

Credit Rating (JCR)

AA (Stable)

Forecasted LTV (FP 2023/8)

38.2%

ESG Initiatives

▶ Topics of 13th FP

Initiative for climate change

MEL has formulated roadmap for reducing GHG (Greenhouse gas) emissions with a goal of "achieving net zero GHG emissions for the entire value chain by FY2050", as well as established new goal for GHG emission reductions. MEL will steady implement each measure to achieve this goal.

New goal

Scope of coverage	Base year	Target year	GHG emission reduction targets
Scope 1+2	FY 2021	FY 2030	42% reduction

Scope1 accounts for GHG emission that occur from owned properties.
Scope2 accounts for GHG emissions that generated by purchased electricity consumed by the properties.

Certification and Registration of Eco Action 21



MEL has received certification and registration of Eco Action 21 in March 2023. Eco Action 21 is a third-party certification

and registration program for businesses that appropriately implement environmental initiatives; establish, operate, and maintain a framework for environmental management and conduct environmental communication, based on the Eco Action 21 Guidelines established by the Ministry of the Environment of Japan.

Initiatives

Contributions to Local Communities

- 11 Sustainable Cities and Communities: Participation in flower bed maintenance activities of community near Logicross Atsugi
- 11 Sustainable Cities and Communities: Register for Disaster Cooperation Building (LOGIPORT Hashimoto, LOGIPORT Osaka Taisho, LOGIPORT Sagamihara, Logicross Nagoya Kasadera)



- 15 Life on Land: Cleanup activities around our office



- 11 Sustainable Cities and Communities: Renovation of cafeteria (LOGIPORT Sagamihara)



Promotion of Green Portfolio

- 9 Industry Innovation and Resilience: Installing insulated sandwich panels
- 12 Responsible Consumption and Production: Deploying motion sensors
- 7 Affordable and Clean Energy: Use of Renewable Energy
- 11 Sustainable Cities and Communities: Introduction of RE100



- 7 Affordable and Clean Energy: Use of Renewable Energy
- 11 Sustainable Cities and Communities: Introduction of RE100

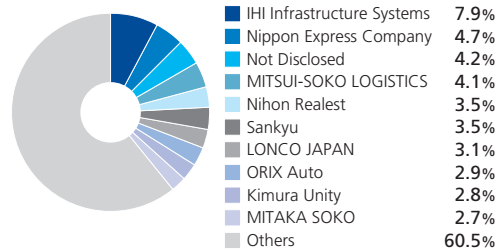


► Portfolio Summary

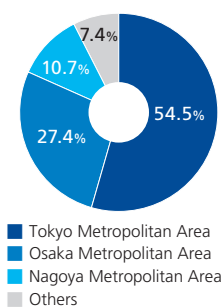
No. of Properties	Total Acquisition Price	Total Appraisal Value	Average Property Age	Appraisal NOI Yield
32 properties	261.6 bn yen	299.3 bn yen	7.2 years	4.7%

► Diversification Summary

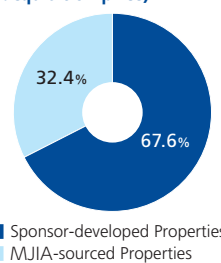
Tenant Diversification
(Based on leased area)



Area Diversification
(Based on acquisition price)



Sponsor-developed Properties /
MJIA-sourced Properties
(Based on acquisition price)



► Main Portfolio

Sponsor-Developed Properties



LOGISTA-Logicross Ibaraki Saito (A)

Acquisition price 15,150 million yen
Occupancy rate 100.0%
BELS ★★★★★
CASBEE S Rank for Real Estate



Logicross Yokohama Kohoku

Acquisition price 7,821 million yen
Occupancy rate 100.0%
CASBEE A Rank for Real Estate



Logicross Nagoya Kasadera

Acquisition price 14,424 million yen
Occupancy rate 100.0%
BELS ★★★★★
CASBEE S Rank for Real Estate

MJIA-Sourced Properties



MJ Logipark Inzai 1

Acquisition price 4,353 million yen
Occupancy rate 100.0%
BELS ★★★★★



MJ Logipark Takatsuki 1

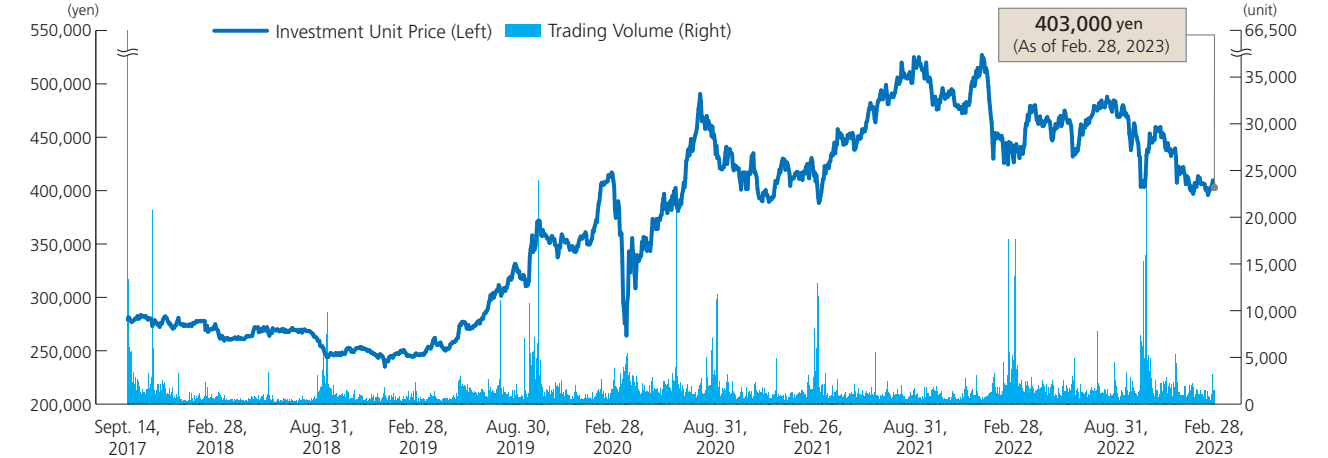
Acquisition price 5,500 million yen
Occupancy rate 100.0%
BELS ★★★★★



MJ Logipark Funabashi 2

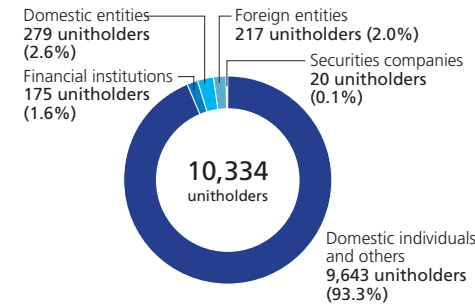
Acquisition price 4,880 million yen
Occupancy rate 100.0%
CASBEE S Rank for Real Estate

► Change in Investment Unit Price

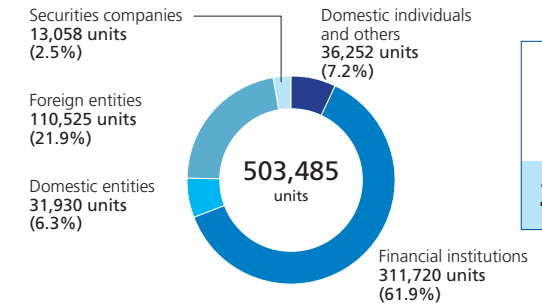


► Unitholders Composition (As of Feb. 28, 2023)

Breakdown by Unitholders



Breakdown by Units

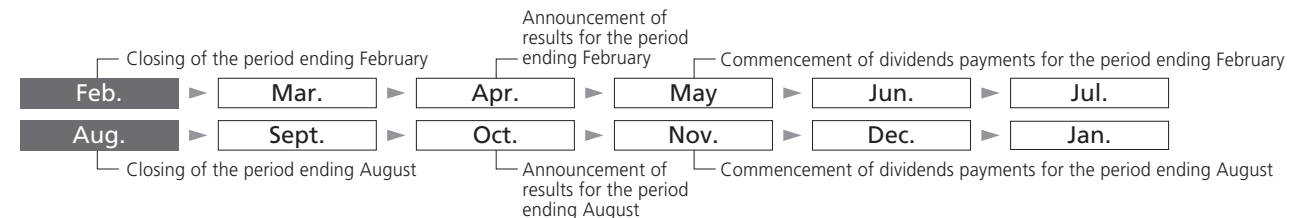


Investment in MEL by MEC
(As of Feb. 28, 2023)
20,550 units (4.1%)

► IR Calendar

13th fiscal period
Fiscal period ended February 28, 2023
(September 1, 2022 to February 28, 2023)
Announcement of results: April 17, 2023
Commencement of dividends payments: May 23, 2023

14th fiscal period
Fiscal period ending August 31, 2023
(March 1, 2023 to August 31, 2023)
Announcement of results: middle of October 2023 (to be announced)
Commencement of dividends payments: late November 2023 (to be announced)



BALANCE SHEET

	Thousands of yen			
	As of			
	August 31, 2022	February 28, 2023		
ASSETS				
Current assets:				
Cash and deposits (Notes 3, 5)	¥	4,241,958	¥	3,892,773
Cash and deposits in trust (Notes 3, 5)		8,546,883		9,098,058
Operating accounts receivable		70,995		72,477
Prepaid expenses		24,771		33,057
Consumption taxes receivable		1,777,083		1,427,954
Total current assets		14,661,691		14,524,321
Fixed assets:				
Property and equipment (Notes 4, 6)				
Buildings in trust (Note 12)		88,264,585		106,351,860
Less: accumulated depreciation		(6,468,958)		(7,660,886)
Buildings in trust, net		81,795,626		98,690,974
Structures in trust (Note 12)		3,253,880		3,720,686
Less: accumulated depreciation		(182,807)		(220,386)
Structures in trust, net		3,071,073		3,500,299
Machinery and equipment in trust		210,718		210,718
Less: accumulated depreciation		(47,632)		(59,529)
Machinery and equipment in trust, net		163,085		151,189
Tools, furniture and fixtures in trust		50,345		53,242
Less: accumulated depreciation		(10,610)		(15,334)
Tools, furniture and fixtures in trust, net		39,735		37,907
Land in trust		128,389,735		156,048,941
Total property and equipment		213,459,256		258,429,311
Intangible assets (Note 4)				
Software		135		-
Other intangible assets		491		441
Total intangible assets		626		441
Investments and other assets				
Deferred tax assets (Note 13)		11		18
Long-term prepaid expenses		42,022		99,290
Security deposit		10,000		10,000
Total investments and other assets		52,033		109,308
Total fixed assets		213,511,916		258,539,062
Total assets	¥	228,173,608	¥	273,063,384

The accompanying notes are an integral part of these financial statements.

BALANCE SHEET, continued

	Thousands of yen			
	As of			
	August 31, 2022	February 28, 2023		
LIABILITIES				
Current liabilities:				
Operating accounts payable	¥	313,482	¥	211,031
Short-term loans payable (Notes 5, 11)		2,700,000		4,430,000
Long-term loans payable due within one year		3,310,000		6,540,000
Accounts payable		12,075		14,694
Distributions payable		5,065		4,296
Accrued expenses		745,555		885,627
Income taxes payable		835		973
Advances received		1,107,517		1,315,914
Deposits received		125,235		-
Others		10,337		9
Total current liabilities		8,330,104		13,402,546
Non-current liabilities				
Investment corporation bonds (Note 5, 11)		2,000,000		2,000,000
Long-term loans payable (Notes 5, 11)		74,064,000		92,404,000
Tenant leasehold and security deposits in trust (Note 5)		4,156,439		5,053,797
Total non-current liabilities		80,220,439		99,457,797
Total liabilities		88,550,544		112,860,343
NET ASSETS				
Unitholders' equity				
Unitholders' capital				
Units authorized:				
10,000,000 units as of August 31, 2022 and February 28, 2023				
Units issued and outstanding:				
449,935 units as of August 31, 2022, 503,485 units as of February 28, 2023				
Unitholders' capital, gross		138,335,652		158,791,538
Deduction from unitholders' capital		(1,692,595)		(2,021,047)
Unitholders' capital, net		136,643,057		156,770,490
Surplus				
Retained earnings		2,980,006		3,432,549
Total surplus		2,980,006		3,432,549
Total unitholders' equity		139,623,063		160,203,040
Total net assets (Note 10)		139,623,063		160,203,040
Total liabilities and net assets	¥	228,173,608	¥	273,063,384

The accompanying notes are an integral part of these financial statements.

STATEMENT OF INCOME AND RETAINED EARNINGS

	Thousands of yen			
	For the fiscal period ended			
	August 31, 2022		February 28, 2023	
Operating revenues:				
Operating rental revenues (Note 7)	¥	5,934,447	¥	6,759,061
Other rental revenues (Note 7)		342,352		390,769
Total operating revenues		6,276,799		7,149,831
Operating expenses:				
Expenses related to property rental business (Note 7)		2,221,313		2,450,675
Asset management fee		527,144		631,224
Asset custody fee		1,690		2,014
Administrative service fee		18,860		22,222
Directors' compensation		2,400		2,400
Commission paid		136,112		154,063
Other operating expenses		39,366		53,658
Total operating expenses		2,946,887		3,316,258
Operating income		3,329,911		3,833,573
Non-operating income:				
Interest income		58		64
Interest on refund		-		477
Surrender value of insurance		-		165
Reversal of cash distribution payable		529		425
Total non-operating income		587		1,132
Non-operating expenses:				
Interest expenses		175,254		225,451
Interest expenses on Investment corporation bonds		7,038		6,961
Borrowing related expenses		4,328		5,779
Investment unit issuance expenses		163,186		163,074
Total non-operating expenses		349,807		401,267
Ordinary income		2,980,692		3,433,438
Income before income taxes		2,980,692		3,433,438
Income taxes-current (Note 13)		844		982
Income taxes-deferred (Note 13)		3		(6)
Total income taxes		847		976
Net income		2,979,844		3,432,462
Retained earnings brought forward		162		87
Unappropriated retained earnings	¥	2,980,006	¥	3,432,549

	Yen			
	For the fiscal period ended			
	August 31, 2022		February 28, 2023	
Net income per unit (Note 14)	¥	6,623	¥	7,046

The accompanying notes are an integral part of these financial statements.

STATEMENT OF CHANGES IN NET ASSETS

For the fiscal period ended August 31, 2022

	Thousands of yen						
	Unitholders' equity					Total unitholders' equity	Total net assets
	Unitholders' capital		Surplus				
Unitholders' capital, gross	Deduction from unitholders' capital	Unitholders' capital, net	Unappropriate d retained earnings	Total surplus			
Balance as of March 1, 2022(Note 10)	¥115,191,501	¥(1,427,014)	¥113,764,487	¥2,540,583	¥2,540,583	¥116,305,071	¥116,305,071
Change during the fiscal period							
Issuance of new investment units	23,144,150	-	23,144,150	-	-	23,144,150	23,144,150
Distributions in excess of retained earnings	-	(265,580)	(265,580)	-	-	(265,580)	(265,580)
Surplus cash distributions	-	-	-	(2,540,421)	(2,540,421)	(2,540,421)	(2,540,421)
Net income	-	-	-	2,979,844	2,979,844	2,979,844	2,979,844
Total change during the fiscal period	23,144,150	(265,580)	22,878,569	439,422	439,422	23,317,992	23,317,992
Balance as of August 31, 2022 (Note 10)	¥138,335,652	¥(1,692,595)	¥136,643,057	¥2,980,006	¥2,980,006	¥139,623,063	¥139,623,063

For the fiscal period ended February 28, 2023

	Thousands of yen						
	Unitholders' equity					Total unitholders' equity	Total net assets
	Unitholders' capital		Surplus				
Unitholders' capital, gross	Deduction from unitholders' capital	Unitholders' capital, net	Unappropriate d retained earnings	Total surplus			
Balance as of September 1, 2022 (Note 10)	¥138,335,652	¥(1,692,595)	¥136,643,057	¥2,980,006	¥2,980,006	¥139,623,063	¥139,623,063
Change during the fiscal period							
Issuance of new investment units	20,455,885	-	20,455,885	-	-	20,455,885	20,455,885
Distributions in excess of retained earnings	-	(328,452)	(328,452)	-	-	(328,452)	(328,452)
Surplus cash distributions	-	-	-	(2,979,919)	(2,979,919)	(2,979,919)	(2,979,919)
Net income	-	-	-	3,432,462	3,432,462	3,432,462	3,432,462
Total change during the fiscal period	20,455,885	(328,452)	20,127,433	452,543	452,543	20,579,976	20,579,976
Balance as of February 28, 2023 (Note 10)	¥158,791,538	¥(2,021,047)	¥156,770,490	¥3,432,549	¥3,432,549	¥160,203,040	¥160,203,040

The accompanying notes are an integral part of these financial statements.

STATEMENT OF CASH FLOWS

	Thousands of yen			
	For the fiscal period ended			
	August 31, 2022		February 28, 2023	
Cash flows from operating activities:				
Income before income taxes	¥	2,980,692	¥	3,433,438
Depreciation		1,096,994		1,246,312
Investment unit issuance expenses		163,186		163,074
Interest income		(58)		(64)
Interest expenses		175,254		225,451
Interest expenses on investment corporation bonds		7,038		6,961
Reversal of cash distribution payable		(529)		(425)
Decrease (Increase) in operating accounts receivable		(32,537)		(1,482)
Decrease (Increase) in consumption taxes receivable		(1,777,083)		349,129
Decrease (Increase) in prepaid expenses		(2,487)		(8,286)
Decrease (Increase) in long-term prepaid expenses		(8,682)		(57,268)
Increase (Decrease) in operating accounts payable		37,838		(9,543)
Increase (Decrease) in accounts payable		(679)		2,619
Increase (Decrease) in accrued expenses		84,203		132,396
Increase (Decrease) in consumption taxes payable		(281,822)		-
Increase (Decrease) in advances received		231,374		208,396
Others		137,379		(135,563)
Subtotal		2,810,080		5,555,146
Interest received		58		64
Interest paid		(168,059)		(224,738)
Income taxes paid		(913)		(845)
Net cash provided by (used in) operating activities		2,641,165		5,329,627
Cash flows from investing activities:				
Purchases of property and equipment in trust		(46,390,140)		(46,309,091)
Proceeds from tenant leasehold and security deposits in trust		475,849		919,812
Repayments from tenant leasehold and security deposits in trust		(31,470)		(22,455)
Net cash provided by (used in) investing activities		(45,945,761)		(45,411,734)
Cash flows from financing activities:				
Proceeds from short-term loans payable		3,800,000		8,710,000
Repayments of short-term loans payable		(1,100,000)		(6,980,000)
Proceeds from long-term loans payable		21,000,000		24,880,000
Repayments of long-term loans payable		-		(3,310,000)
Proceeds from issuance of new investment units		22,980,964		20,292,811
Payment of distributions of retained earnings		(2,539,745)		(2,980,366)
Payment of distributions in excess of retained earnings		(265,296)		(328,349)
Net cash provided by (used in) financing activities		43,875,923		40,284,096
Net increase (decrease) in cash and cash equivalents		571,327		201,990
Cash and cash equivalents at the beginning of the fiscal period		12,217,514		12,788,842
Cash and cash equivalents at the end of the fiscal period (Note 3)	¥	12,788,842	¥	12,990,832

The accompanying notes are an integral part of these financial statements.

NOTES TO FINANCIAL STATEMENTS

1. ORGANIZATION AND BASIS OF PRESENTATION

a) Organization

Mitsubishi Estate Logistics REIT Investment Corporation (hereinafter "MEL") was established on July 14, 2016 under the "Act on Investment Trust and Investment Corporation" (hereinafter the "Investment Trust Law"), and acquired 1 property worth 5,400 million yen on September 29, 2016, and was listed on the REIT Securities Market of the Tokyo Stock Exchange on September 14, 2017, with Mitsubishi Estate Co., Ltd. (hereinafter "MEC"), one of the largest comprehensive developers in Japan, acting as a sponsor. MEL focuses on investing in logistics facilities primarily in the Tokyo Metropolitan Area. MEL is externally managed by a licensed asset management company, Mitsubishi Jisho Investment Advisors, Inc. (hereinafter the "Asset Manager" or "MJIA"). As of February 28, 2023, MEL held in the form of trust beneficiary interest in 32 properties (aggregate acquisition price: 261,659 million yen), and an occupancy rate remained 100% at a high level as of the end of the reporting fiscal period.

b) Basis of Presentation

The accompanying financial statements have been prepared in accordance with the provisions set forth in the Investment Trust Law, the Japanese Financial Instruments and Exchange Act and their related accounting regulations, and in conformity with accounting principles generally accepted in Japan (hereinafter the "Japanese GAAP"), which are different in certain respects as to application and disclosure requirements from International Financial Reporting Standards. The accompanying financial statements have been reformatted and translated into English from the financial statements of MEL prepared in accordance with Japanese GAAP, and filed with the appropriate Local Finance Bureau of the Ministry of Finance as required by the Financial Instruments and Exchange Act. In preparing these financial statements, certain reclassifications and modifications have been made to the financial statements issued domestically in order to present them in a format which is more familiar to readers outside Japan. As permitted by the regulations under the Financial Instruments and Exchange Act of Japan, amounts of less than one thousand yen have been omitted. As a result, the totals shown in the accompanying financial statements do not necessarily agree with the sums of the individual amounts. MEL's fiscal period is a six-month period that ends at the end of February and August of each year. MEL does not prepare consolidated financial statements as it has no subsidiaries.

2. SUMMARY OF SIGNIFICANT ACCOUNTING POLICIES

a) Cash and Cash Equivalents

Cash and cash equivalents consist of cash on hand and cash in trust, floating deposits, deposits in trust and short-term investments that are very liquid and realizable with a maturity of three months or less when purchased and that are subject to insignificant risks of changes in value.

b) Property and Equipment

Property and equipment are stated at cost. Depreciation of property and equipment, including property and equipment in trust, is calculated by the straight-line method over the estimated useful lives as follows:

Buildings	2-63 years
Structures	10-59 years
Machinery and equipment	8-12 years
Tools, furniture and fixtures	3-15 years

c) Intangible Assets

Amortization of intangible assets, including intangible assets in trust, is calculated by the straight-line method over the estimated useful lives.

d) Long-term Prepaid Expenses

Long-term prepaid expenses are amortized by the straight-line method.

e) Investment Unit Issuance Expenses

Investment unit issuance expenses are recorded as expenses when incurred.

f) Revenue Recognition

Details of the main performance obligations related to revenues arising from contracts with customers of MEL and the normal timing at which such performance obligations are satisfied (the normal timing for recognizing revenue) are as follows.

(1) Sale of Real Estate

Revenue from sales of real estate is recognized once a buyer, who is a customer, acquires control of a relevant real estate by fulfilling an obligation of delivery stipulated in a contract for sales of real estate.

(2) Utilities Charge

Revenue from utilities charge is recognized by supplying electricity, water, etc. to lessee who is a customer based on a

lease contract for real estate, etc. and an agreement incidental thereto.

With respect to revenue from utilities charge, in case MEL is determined as an agent, revenue is recognized at net amount by deducting an amount to be paid to another party from an amount received as electricity and gas charges supplied from the same other party.

g) Trust Beneficiary Interests of Real Estate

As to trust beneficiary interests of real estate, all accounts of assets and liabilities for assets in trust as well as the related income generated and expenses incurred from assets in trust, are recorded in the relevant balance sheet and statement of income and retained earnings accounts. Important line items included in accounting for financial assets and liabilities in the MEL's balance sheet are cash and deposits in trust, buildings in trust, structures in trust, machinery and equipment in trust, tools, furniture and fixtures in trust, land in trust and tenant leasehold and security deposits in trust.

h) Taxes on Property and Equipment

With respect to property taxes and other taxes including city planning taxes and depreciable asset tax, of a tax amount assessed and determined, the amount corresponding to the relevant fiscal period is accounted for as rental expenses.

Of the amounts paid for the acquisitions of real estate properties or trust beneficiary interests of real estate, an amount equivalent to property taxes is capitalized as part of the acquisition costs of the relevant property instead of being charged as an expense.

3. CASH AND CASH EQUIVALENTS

Relationship between cash and cash equivalents in statement of cash flows and accounts and amounts in the accompanying balance sheet are as follows:

	Thousands of yen	
	As of	
	August 31, 2022	February 28, 2023
Cash and deposits	¥ 4,241,958	¥ 3,892,773
Cash and deposits in trust	8,546,883	9,098,058
Cash and cash equivalents	¥ 12,788,842	¥ 12,990,832

4. PROPERTY AND EQUIPMENT AND INTANGIBLE ASSETS

Property and equipment and intangible assets as of February 28, 2023 are as follows:

Type of assets	Thousands of yen								Remarks
	Balance as of September 1, 2022	Increase during the fiscal period	Decrease during the fiscal period	Balance as of February 28, 2023	Depreciation		Net balance as of February 28, 2023		
					Accumulated depreciation	Depreciation for the fiscal period			
Buildings in trust	¥ 88,264,585	¥ 18,087,274	¥ -	¥ 106,351,860	¥ 7,660,886	¥ 1,191,927	¥ 98,690,974	(Note)	
Structures in trust	3,253,880	466,805	-	3,720,686	220,386	37,579	3,500,299	(Note)	
Machinery and equipment in trust	210,718	-	-	210,718	59,529	11,896	151,189	-	
Tools, furniture and fixtures in trust	50,345	2,896	-	53,242	15,334	4,724	37,907	-	
Land in trust	128,389,735	27,659,205	-	156,048,941	-	-	156,048,941	(Note)	
Total property and equipment	¥220,169,165	¥ 46,216,183	¥ -	¥266,385,449	¥7,956,137	¥1,246,127	¥258,429,311	-	
Intangible assets	¥ 9,500	¥ -	¥ -	¥ 9,500	¥ 9,500	¥ 135	¥ -	-	
Other intangible assets	1,000	-	-	1,000	558	50	441	-	
Total intangible assets	¥ 10,500	¥ -	¥ -	¥ 10,500	¥ 10,058	¥ 185	¥ 441	-	

(Note) The amount of increase during the fiscal period is primarily attributable to the acquisition of 8 properties.

5. FINANCIAL INSTRUMENTS

a) Overview

(1) Policy for financial instruments

MEL procures funds for the acquisition of assets and repayment of debt mainly through bank loans, issuance of investment corporation bonds or the issuance of new investment units.

In borrowing funds or issuance of investment corporation bonds, MEL takes consideration in interest rate trend, debt cost, floating or fixed interest rate, borrowing or issuance period and repayment or redemption date.

In the case of borrowing, the lender shall be limited to qualified institutional investors as stipulated in Article 2, Paragraph 3, Item of the Financial Instruments and Exchange Act of Japan (limited to institutional investors prescribed in Article 67-15 of the Taxation Special Measures Law), with in principle no collateral / no guarantee. However, MEL may provide assets as collateral in consideration of financing environment and economic conditions. In addition, in order to flexibly procure the necessary funds related to MEL's operation such as property acquisition and repayment debt financing, MEL may enter into the overdraft agreements, commitment line agreements or conclude the reserved

agreements.

In addition, aiming for long-term and stable growth, MEL will issue additional investment units while paying due regard to the dilution of investment units, comprehensively taking into account the financial environment, MEL's capital structure and the impact on existing unitholders.

MEL also may invest surplus funds in bank deposits etc. for the purpose of efficiency of fund operations. MEL enters into derivative transactions solely for the purposes of reducing risks of rising interest rates related to financings and other types of risks. There was no derivative transactions during the reporting period.

(2) Type of financial instruments, related risks and risk management system

Bank loans and investment corporation bonds are mainly made to procure funds for acquisition of properties, repayment of interest bearing debt. Although MEL is exposed to liquidity risks upon repayment, by diversifying the maturities and lending institutions, securing liquidity of cash in hand and managing such liquidity risks by preparing and monitoring cash flows projection, such risks are maintained under control. In addition, some loans bear floating interest rates and are exposed to potential risks of rising interest rates. MEL attempts to mitigate such risks on its operations by maintaining a conservative loan to value ratio and increasing the ratio of long-term fixed interest rate loans.

The security deposits which MEL has received from the tenants are exposed to liquidity risk due to cancellation of lease agreement before the maturity date. In the case of trust beneficiary interest in real estate, MEL secures safety by accumulating a portion in the trust account, and in the case of real estate, leasehold rights of real estate, and superficies, MEL secures safety by accumulating a portion in bank savings account or bank time deposit account. Moreover, MEL ensures safety by accurately tracking the timing of the tenant move-ins and outs and anticipating the fund demand utilizing historical data.

(3) Supplemental explanation regarding the estimated fair values of financial instruments

The fair value of financial instruments is calculated based on certain assumptions. Accordingly, the fair value of financial instruments may differ if different assumptions are used.

b) Estimated fair value of financial instruments

The book value, fair value and differences between the values as of August 31, 2022 are as follows: Financial instruments for "Cash and deposits," "Cash and deposits in trust" and "Short-term loans payable" are excluded from the following table due to the short maturities and the book value of these instruments which is deemed a reasonable approximation of the fair value. "Tenant leasehold and security deposits in trust" is also excluded from the following table since it is immaterial.

	Thousands of yen		
	Book value	Fair value (Note 1)	Difference
(1) Long-term loans payable due within one year	¥ 3,310,000	¥ 3,311,351	¥ 1,351
(2) Investment corporation bonds	2,000,000	1,950,000	(50,000)
(3) Long-term loans payable	74,064,000	75,026,006	962,006
Total liabilities	¥ 79,374,000	¥ 80,287,357	¥ 913,357

(Note1) Methods to determine fair values of financial instruments

(1) Long-term loans payable due within one year and (3) Long-term loans payable

The fair value of long-term loans payable is determined based on the present value of contractual cash flows which would be applicable to new loans payable under the same terms. In terms of floating interest rate loans payable, since it reflects the market interest rate in a short period of time, the fair value is approximately equal to the book value. Thus, the book value is used

(2) Investment corporation bonds

The fair value is determined based on the reference values published by the Japan Securities Dealers Association.

(Note2) Repayment schedule for debt after August 31, 2022

	Thousands of yen					
	As of August 31, 2022					
	Due within one year	Due after one to two years	Due after two to three years	Due after three to four years	Due after four to five years	Due after five years
Long-term loans payable due within one year	¥ 3,310,000	¥ -	¥ -	¥ -	¥ -	¥ -
Investment corporation bonds	-	-	-	-	-	2,000,000
Long-term loans payable	-	6,540,000	5,900,000	5,970,000	7,910,000	47,744,000
Total	¥ 3,310,000	¥ 6,540,000	¥ 5,900,000	¥ 5,970,000	¥ 7,910,000	¥49,744,000

The book value, fair value, and differences between the values as of February 28, 2023 are as follows: Financial instruments for “Cash and deposits,” “Cash and deposits in trust”, and “Short-term loans payable” are excluded from the following table due to the short maturities and the book value of these instruments which is deemed a reasonable approximation of the fair value. “Tenant leasehold and security deposits in trust” is also excluded from the following table since it is immaterial.

	Thousands of yen		
	Book value	Fair value (Note 1)	Difference
(1) Long-term loans payable due within one year	¥ 6,540,000	¥ 6,547,887	¥ 7,887
(2) Investment corporation bonds	2,000,000	1,877,000	(123,000)
(3) Long-term loans payable	92,404,000	92,399,962	(4,037)
Total liabilities	¥ 100,944,000	¥ 100,824,850	¥ (119,149)

(Note 1) Methods to determine fair values of financial instruments

(1) Long-term loans payable due within one year and (3) Long-term loans payable

The fair value of long-term loans payable is determined based on the present value of contractual cash flows which would be applicable to new loans payable under the same terms. In terms of floating interest rate loans payable, since it reflects the market interest rate in a short period of time, the fair value is approximately equal to the book value. Thus, the book value is used.

(2) Investment corporation bonds

The fair value is determined based on the reference values published by the Japan Securities Dealers Association.

(Note 2) Repayment schedule for debt after February 28, 2023

	Thousands of yen					
	As of February 28, 2023					
	Due within one year	Due after one to two years	Due after two to three years	Due after three to four years	Due after four to five years	Due after five years
Long-term loans payable due within one year	¥ 6,540,000	¥ -	¥ -	¥ -	¥ -	¥ -
Investment corporation bonds	-	-	-	-	-	2,000,000
Long-term loans payable	-	4,550,000	8,320,000	9,890,000	13,590,000	56,054,000
Total	¥ 6,540,000	¥ 4,550,000	¥ 8,320,000	¥ 9,890,000	¥13,590,000	¥56,054,000

6. INVESTMENT AND RENTAL PROPERTIES

MEL owns logistics facilities for leasing for the purpose of earning rental income. The book value, changes during the reporting period, and fair value of the properties are as follows:

	Thousands of yen			
	For the fiscal period ended			
	August 31, 2022		February 28, 2023	
Book value (Note 1)				
Balance at the beginning of the fiscal period	¥	168,078,592	¥	213,459,256
Changes during the fiscal period (Note 2)		45,380,664		44,970,055
Balance at the end of the fiscal period	¥	213,459,256	¥	258,429,311
Fair value at the end of the fiscal period (Note 3)	¥	246,147,500	¥	299,350,000

(Note 1) Book value is measured at deducting accumulated depreciation from acquisition cost.

(Note 2) The increase for the fiscal period ended August 31, 2022 was primarily a result of acquiring Real estate beneficiary interests for a total of 46,294,212 thousand yen. The decrease was primarily a result of the recognition of depreciation, which amounted to 1,095,994 thousand yen. The increase for the fiscal period ended February 28, 2023 was primarily a result of acquiring Real estate beneficiary interests for a total of 46,138,283 thousand yen. The decrease was primarily a result of the recognition of depreciation, which amounted to 1,246,127 thousand yen.

(Note 3) The fair value at the end of each fiscal period is determined based on appraised value provided by independent real estate appraisers.

Income and loss in connection with investment and rental properties are disclosed in “7. PROPERTY-RELATED REVENUES AND EXPENSES.”

7. PROPERTY-RELATED REVENUES AND EXPENSES

The following table summarizes the revenues and expenses generated from property leasing activities for the fiscal periods ended August 31, 2022 and February 28, 2023.

	Thousands of yen			
	For the fiscal period ended			
	August 31, 2022		February 28, 2023	
A. Property-related revenues				
Operating rental revenues				
Rental revenues	¥	5,682,416	¥	6,511,627
Common area charges		252,030		247,434
Total	¥	5,934,447	¥	6,759,061
Other rental revenues				
Received utilities cost	¥	220,513	¥	274,781
Others		121,839		115,988
Total	¥	342,352	¥	390,769
Total property-related revenues	¥	6,276,799	¥	7,149,831
B. Property-related expenses				
Rental expenses				
Facility management fee	¥	275,605	¥	322,841
Property and other taxes		475,490		475,402
Insurance		10,631		9,063
Repair and maintenance		105,563		90,105
Utilities cost		231,154		277,105
Depreciation		1,095,994		1,246,127
Custodian fee		4,047		5,208
Others		22,826		24,820
Total rental expenses	¥	2,221,313	¥	2,450,675
C. Operating income from property leasing (A-B)	¥	4,055,485	¥	4,699,156

8. REVENUE RECOGNITION

- a) Breakdown information on revenue from contracts with customers
The previous period (the fiscal period from March 1, 2022 to August 31, 2022)

	Thousands of yen			
	Revenue from contracts with customers		Net sales to external customers	
Revenue from utilities charge	¥	220,513	¥	220,513
Others		-		6,056,286
Total	¥	220,513	¥	6,276,799

(Note1) Rental business revenue, etc. subject to ASBJ Statement No. 13, "Accounting Standard for Lease Transactions," and transfers of real estate, etc. subject to ASBJ Statement No. 15, "Practical Guidance on Accounting Practical Guidelines for Real Estate Securitization Utilizing Special Purpose Companies," are not included in the above amounts because they are exempt from the revenue recognition accounting standard. Revenues from contracts with major customers consist of revenues from utilities.

(Note2) Received utilities cost is the amount recorded as revenues based on the supply of electricity, water, etc. to lessees who are customers, based on the lease agreements for real estate, etc. and associated agreements.

The reporting fiscal period (the fiscal period from September 1, 2022 to February 28, 2023)

	Thousands of yen			
	Revenue from contracts with customers		Net sales to external customers	
Revenue from utilities charge	¥	274,781	¥	274,781
Others		-		6,875,050
Total	¥	274,781	¥	7,149,831

(Note1) Rental business revenue, etc. subject to ASBJ Statement No. 13, "Accounting Standard for Lease Transactions," and transfers of real estate, etc. subject to ASBJ Statement No. 15, "Practical Guidance on Accounting Practical Guidelines for Real Estate Securitization Utilizing Special Purpose Companies," are not included in the above amounts because they are exempt from the revenue recognition accounting standard. Revenues from contracts with major customers consist of revenues from utilities.

(Note2) Received utilities cost is the amount recorded as revenues based on the supply of electricity, water, etc. to lessees who are customers, based on the lease agreements for real estate, etc. and associated agreements.

- b) Basic information for understanding revenue from contracts with customers
As stated in "2. SUMMARY OF SIGNIFICANT ACCOUNTING POLICIES".

- c) Information on relationship between fulfillment of performance obligations based on contracts with customers and cash flow generated from said contracts, and on amount and fiscal period of revenues expected to be recognized in the following fiscal period or thereafter from contracts with customers existing at the end of the current fiscal period.

- (1) Balance of contract assets and contract liabilities, etc.

	Thousands of yen			
	For the fiscal period from September 1, 2021 to August 31, 2022		For the fiscal period from September 1, 2022 to February 28, 2023	
Claims generated from contracts with customers (balance at beginning of the fiscal period)	¥	29,511	¥	59,153
Claims generated from contracts with customers (balance at end of the fiscal period)		59,153		61,050
Contract assets (balance at beginning of the fiscal period)		-		-
Contract assets (balance at end of the fiscal period)		-		-
Contract liabilities (balance at beginning of the fiscal period)		-		-
Contract liabilities (balance at end of the fiscal period)	¥	-	¥	-

- (2) Transaction price allocated to the remaining performance obligations

Not applicable.

Received utilities cost is recognized at the amount that MEL has the right to claim in accordance with Paragraph 19 of the "Accounting Standard Guidance for Revenue Recognition", as MEL is entitled to receive from the customers the amount of consideration that directly corresponds to the value to the tenants who are the customers for the portion of performance completed by the end of the period. Accordingly, MEL has applied the provisions of paragraph 80-22(2) of the "Accounting Standard for Revenue Recognition" and has not included them in the notes to the transaction price allocated to its remaining performance obligations.

9. LEASES

The future minimum rental revenues from tenants subsequent to each fiscal period end under the non-cancelable operating leases of properties are as follows:

	Thousands of yen			
	As of			
	August 31, 2022		February 28, 2023	
Due within one year	¥	10,998,039	¥	12,886,130
Due after one year		61,448,292		78,271,999
Total	¥	72,446,331	¥	91,158,129

10. NET ASSETS

a) Stated Capital

MEL issues only non-par value units in accordance with the Investment Trust Law. The entire amount of the issue price of new units is designated as stated capital. The Investment Corporation is required to maintain net assets of at least 50,000 thousand yen as required by the Investment Trust Law.

b) Distributions

	Yen	
	For the fiscal period ended	
	August 31, 2022	February 28, 2023
I. Unappropriated retained earnings	¥ 2,980,006,749	¥ 3,432,549,801
II. Distributions in excess of retained earnings		
Deduction from unitholders' capital	328,452,550	408,326,335
III. Distributions	3,308,372,055	3,840,583,580
(Distributions per unit)	(7,353)	(7,628)
Of which, distributions of retained earnings	2,979,919,505	3,432,257,245
(Of which, distributions in retained earnings per unit)	(6,623)	(6,817)
Of which, distributions in excess of retained earnings	328,452,550	408,326,335
(Of which, distributions in excess of retained earnings per unit)	(730)	(811)
IV. Retained earnings carried forward	¥ 87,244	¥ 292,556

Pursuant to the "Policy on the Distribution of Funds" as defined in Article 35, Paragraph 1 of the Articles of Incorporation, the amount of distributions shall be the amount which does not exceed the amount of profits but exceeds 90% of the distributable profit as defined in Article 67-15 of the Special Taxation Measures Act. Based on the policy, MEL declared distribution amounts of 2,979,919,505 yen and 3,432,257,245 yen for the fiscal periods ended August 31, 2022 and February 28, 2023, respectively. These amounts were equivalent to the maximum integral multiples of number of investment units issued and outstanding as of the end of each fiscal period. Based on the distribution policy as defined in Article 35, Paragraph 2 of the Articles of Incorporation, MEL shall make Surplus Cash Distributions (SCD), defined as distributions in excess of retained earnings, as a return of unitholders' capital, each fiscal period on a continuous basis.

For the reporting fiscal period, as the issuance of the new investment units caused the dilution and the decrease of distribution per unit, MEL decided to make One-time SCD, of which amount was equivalent to approximately 2.8% of

MEL's depreciation expense for the reporting fiscal period, in addition to SCD of 373,585,870 yen, of which amount was equivalent to approximately 30.0% of depreciation expense, in order to distribute at the same level per unit as every fiscal period.

Accordingly, for the fiscal period ended August 31, 2022, MEL declared regular SCD of 328,452,550 yen, as a return of unitholders' capital, which was the amount equivalent to approximately 30.0% of depreciation expense. For the fiscal period ended February 28, 2023, MEL declared regular SCD of 373,585,870 yen, as a return of unitholders' capital, which was the amount equivalent to approximately 30.0% of depreciation expense and One-time SCD of 34,740,465 yen, equivalent to approximately 2.8 percent of MEL's depreciation expense, as a return of unitholders' capital.

11. INTEREST-BEARING DEBT

a) Short term loans and Long-term loans payable

Short-term and long-term loans payable consisted of bank borrowings under loan agreements. The following table summarizes the short-term loans payable and long-term loans payable as of August 31, 2022 and February 28, 2023.

Classification	Repayment date	Weighted-average interest rate	Thousands of yen	
			As of	
			August 31, 2022	February 28, 2023
Short-term loans payable	March 1, 2023 (Note 1)	0.1363%	¥ 2,700,000	¥ 700,000
	September 14, 2023	0.1758%	-	430,000
	September 14, 2023 (Note 2)	0.2170%	-	-
	October 25, 2023 (Note 3)	0.1281%	-	1,800,000
	November 15, 2023 (Note 4)	0.2057%	-	1,500,000
Total short-term loans payable			¥ 2,700,000	¥ 4,430,000
Long-term loans payable due within one year	September 14, 2022	0.3575%	¥ 430,000	¥ -
			2,050,000	-
	September 14, 2022	0.2400%	830,000	-
	September 2, 2023	0.2500%	-	3,000,000
			-	1,760,000
	September 14, 2023	0.3913%	-	1,330,000
			-	450,000
Total Long-term loans payable due within one year			¥ 3,310,000	¥ 6,540,000
Long-term loans payable	September 2, 2023	0.2500%	¥ 3,000,000	¥ -
	September 14, 2023	0.3913%	1,760,000	-
			1,330,000	-
			450,000	-
	September 1, 2024	0.2000%	1,150,000	1,150,000
	September 14, 2024	0.4288%	900,000	900,000
	October 9, 2024	0.1800%	1,250,000	1,250,000
			1,250,000	1,250,000
	March 9, 2025	0.2100%	1,350,000	1,350,000
	September 1, 2025	0.2000%	1,500,000	1,500,000
		0.2663%	800,000	800,000

		0.2000%	300,000	300,000
September 14, 2025		0.4675%	620,000	620,000
		0.3950%	800,000	800,000
October 9, 2025		0.2160%	200,000	200,000
		0.2413%	750,000	750,000
October 27, 2025		0.2132%	-	2,000,000
March 1, 2026		0.2200%	1,000,000	1,000,000
September 1, 2026		0.3125%	500,000	500,000
		0.2500%	500,000	500,000
September 14, 2026		0.5075%	710,000	710,000
		0.4538%	500,000	500,000
October 9, 2026		0.2600%	2,400,000	2,400,000
			400,000	400,000
October 26, 2026		0.3300%	-	1,000,000
			-	2,880,000
March 1, 2027		0.2500%	2,000,000	2,000,000
March 9, 2027		0.3663%	900,000	900,000
September 14, 2027		0.5500%	1,340,000	1,340,000
			1,340,000	1,340,000
			880,000	880,000
			880,000	880,000
October 9, 2027		0.2400%	1,250,000	1,250,000
October 25, 2027		0.5563%	-	1,000,000
			-	1,000,000
			-	2,000,000
			-	1,000,000
March 1, 2028		0.4575%	500,000	500,000
March 9, 2028		0.4313%	900,000	900,000
			800,000	800,000
March 19, 2028		0.3963%	800,000	800,000
September 1, 2028		0.4238%	900,000	900,000
			500,000	500,000
September 14, 2028		0.5750%	830,000	830,000
			807,000	807,000
			1,256,000	1,256,000
		0.3738%	720,000	720,000
October 10, 2028		0.4200%	750,000	750,000

Long-term loans payable

October 25, 2028	0.6575%	-	1,000,000
March 1, 2029	0.5263%	500,000	500,000
		500,000	500,000
		1,000,000	1,000,000
		1,000,000	1,000,000
March 1, 2029	0.5263%	500,000	500,000
		500,000	500,000
		1,000,000	1,000,000
March 9, 2029	0.5013%	500,000	500,000
		500,000	500,000
		500,000	500,000
March 19, 2029	0.4663%	1,000,000	1,000,000
September 1, 2029	0.4182%	1,750,000	1,750,000
September 14, 2029	0.4400%	1,491,000	1,491,000
September 30, 2029	0.4900%	4,000,000	4,000,000
October 25, 2029	0.7625%	-	1,000,000
March 1, 2030	0.5662%	1,000,000	1,000,000
March 9, 2030	0.5549%	1,050,000	1,050,000
August 30, 2030	0.4683%	2,000,000	2,000,000
	0.5000%	500,000	500,000
		500,000	500,000
December 2, 2030	0.8375%	-	1,000,000
March 1, 2031	0.6340%	1,000,000	1,000,000
		500,000	500,000
March 7, 2031	0.6176%	1,000,000	1,000,000
October 27, 2031	0.9513%	-	3,000,000
		-	1,000,000
	0.9613%	-	2,000,000
December 1, 2031	0.9413%	-	2,000,000
March 1, 2032	0.7025%	2,000,000	2,000,000
		1,000,000	1,000,000
		1,000,000	1,000,000
		1,000,000	1,000,000
		1,000,000	1,000,000
		1,000,000	1,000,000
	0.5000%	1,000,000	1,000,000
	0.7102%	2,000,000	2,000,000

	October 25, 2032	1.0438%	-	1,000,000
	December 1, 2032	1.0238%	-	1,000,000
			-	1,000,000
	March 9, 2033	0.6500%	1,000,000	1,000,000
Total long-term loans payable			¥ 74,064,000	¥ 92,404,000
Total			¥ 80,074,000	¥ 103,374,000

The stated interest rate is the weighted average interest rate during each fiscal period. The redemption schedules for long-term loans payable subsequent to August 31, 2022 and February 28, 2023 are disclosed in “5. FINANCIAL INSTRUMENTS”.

(Note 1) The short-term loans payable of 1,100,000 thousand yen was repaid on April 1, 2022, and 2,000,000 thousand yen was repaid on January 4, 2023, in a short-term loans payable of 3,800,000 thousand yen which MEL borrowed on March 1, 2022.

(Note 2) The short-term loans payable of 2,880,000 thousand yen which MEL borrowed on September 14, 2022 was repaid on December 14, 2022.

(Note 3) The short-term loans payable of 1,100,000 thousand yen was repaid on November 25, 2022, in a short-term loans payable of 2,900,000 thousand yen which MEL borrowed on October 25, 2022.

(Note 4) The short-term loans payable of 1,000,000 thousand yen was repaid on February 15, 2023, in a short-term loans payable of 2,500,000 thousand yen which MEL borrowed on November 15, 2022.

b) Short-term investment corporation bonds and Long-term investment corporation bonds

The following table summarizes the Short-term investment corporation bonds and Long-term investment corporation bonds as of August 31, 2022 and February 28, 2023.

Classification	Maturity	Interest rate	Thousands of yen	
			As of August 31, 2022	February 28, 2023
Total Short-term investment corporation bonds			¥ -	¥ -
Series 1	April 14, 2036	0.7000%	¥ 2,000,000	¥ 2,000,000
Total Long-term investment corporation bonds			¥ 2,000,000	¥ 2,000,000

12. REDUCTION ENTRY

The amount of reduction entry of property and equipment as of August 31, 2022 and February 28, 2023 are as follows:

	Thousands of yen	
	As of August 31, 2022	February 28, 2023
Buildings in trust	¥ 31,220	¥ 31,220
Structures in trust	¥ 22,166	¥ 22,166

13. INCOME TAXES

MEL is subject to Japanese corporate income taxes on its taxable income. The tax effects of temporary differences that give rise to a significant portion of the deferred tax assets and liabilities as of August 31, 2022 and February 28, 2023 are as follows:

	Thousands of yen	
	As of August 31, 2022	February 28, 2023
Enterprise tax payable	¥ 11	¥ 18
Total deferred tax assets	11	18
Net deferred tax assets	¥ 11	¥ 18

Reconciliations of major items that caused differences between the statutory tax rate and effective tax rate with respect to pre-tax income reflected in the accompanying statements of income for the fiscal periods ended August 31, 2022 and February 28, 2023 are as follows:

	For the fiscal period ended	
	August 31, 2022	February 28, 2023
Statutory tax rate	31.46%	31.46%
Adjustments:		
Deductible cash distributions	(31.45%)	(31.45%)
Other	0.02%	0.02%
Actual effective income tax rate	0.03%	0.03%

MEL has a policy of making cash distributions of earnings in excess of 90% of distributable income as defined in the Special Taxation Measures Act for the fiscal period to qualify for conditions, as set forth in the Special Taxation Measures Act, to achieve a deduction of cash distributions for income tax purposes. Based on this policy, MEL treated the cash distributions of earnings as a tax deductible distribution as defined in the Special Taxation Measures Act.

14. PER UNIT INFORMATION

The following table summarizes per unit information for the fiscal periods ended August 31, 2022 and February 28, 2023.

	Yen	
	For the fiscal period ended	
	August 31, 2022	February 28, 2023
Net income per unit		
Basic net income per unit	¥ 6,627	¥ 7,046
Weighted average number of units outstanding	449,600	487,114
Net assets per unit	¥ 310,318	¥ 318,188

(Note) Basic net income per unit is based on the weighted average number of units issued and outstanding during the fiscal period. Diluted earnings per unit and related information are not disclosed as no dilutive units were outstanding.

15. TRANSACTION WITH RELATED PARTIES

- a) Transactions and account balances with the parent company and major unitholders
There were no transactions and account balances for the fiscal periods ended August 31, 2022 and February 28, 2023.
- b) Transactions and account balances with affiliates
There were no transactions and account balances for the fiscal periods ended August 31, 2022 and February 28, 2023.
- c) Transactions and account balances with companies under common control
There were no transactions and account balances for the fiscal periods ended August 31, 2022 and February 28, 2023.
- d) Transactions and account balances with board of directors and individual unitholders
There were no transactions and account balances for the fiscal periods ended August 31, 2022 and February 28, 2023.

16. SEGMENT AND RELATED INFORMATION

(For the fiscal periods ended August 31, 2022 and February 28, 2023)

- a) Segment information
Disclosure is omitted because the real estate leasing business is MEL's sole business and it has no reportable segment subject to disclosure.

b) Related information

- (1) Information by geographic region
 - (i) Operating revenues
Disclosure is omitted because net sales to external customers in Japan account for over 90% of the operating revenues on the statement of income and retained earnings.
 - (ii) Property and equipment
Disclosure is omitted because the amount of property and equipment located in Japan accounts for over 90% of the amount of property and equipment on the balance sheet.
- (2) Information by each major customer
Disclosure is omitted because net sales to a single external customer account for less than 10% of the operating revenues on the statement of income and retained earnings.

17. SIGNIFICANT SUBSEQUENT EVENTS

Not applicable

Independent Auditor's Report

The Board of Directors
Mitsubishi Estate Logistics REIT Investment Corporation

Opinion

We have audited the accompanying financial statements of Mitsubishi Estate Logistics REIT Investment Corporation (the Company), which comprise the balance sheet as at February 28, 2023, and the statements of income, and retained earnings, changes in net assets, and cash flows for the six month period then ended, and notes to the financial statements.

In our opinion, the accompanying financial statements present fairly, in all material respects, the financial position of the Company as at February 28, 2023, and its financial performance and its cash flows for the six month period then ended in accordance with accounting principles generally accepted in Japan.

Basis for Opinion

We conducted our audit in accordance with auditing standards generally accepted in Japan. Our responsibilities under those standards are further described in the Auditor's Responsibilities for the Audit of the Financial Statements section of our report. We are independent of the Company in accordance with the ethical requirements that are relevant to our audit of the financial statements in Japan, and we have fulfilled our other ethical responsibilities in accordance with these requirements. We believe that the audit evidence we have obtained is sufficient and appropriate to provide a basis for our opinion.

Other Information

The other information comprises the information included in the Semi-Annual Report that contains audited financial statements but does not include the financial statements and our auditor's report thereon. Management is responsible for preparation and disclosure of the other information. The Supervisory Director is responsible for overseeing the Company's reporting process of the other information.

Our opinion on the financial statements does not cover the other information and we do not express any form of assurance conclusion thereon.

In connection with our audit of the financial statements, our responsibility is to read the other information and, in doing so, consider whether the other information is materially inconsistent with the financial statements or our knowledge obtained in the audit or otherwise appears to be materially misstated.

If, based on the work we have performed, we conclude that there is a material misstatement of this other information, we are required to report that fact.

We have nothing to report in this regard.

Responsibilities of Management, and the Supervisory Director for the Financial Statements

Management is responsible for the preparation and fair presentation of these financial statements in accordance with accounting principles generally accepted in Japan, and for such internal control as management determines is necessary to enable the preparation of financial statements that are free from material misstatement, whether due to fraud or error.

In preparing the financial statements, management is responsible for assessing the Company's ability to continue as a going concern and disclosing, as required by accounting principles generally accepted in Japan, matters related to going concern.

The Supervisory Director is responsible for overseeing the Company's financial reporting process.

Auditor's Responsibilities for the Audit of the Financial Statements

Our objectives are to obtain reasonable assurance about whether the financial statements as a whole are free from material misstatement, whether due to fraud or error, and to issue an auditor's report that includes our opinion. Misstatements can arise from fraud or error and are considered material if, individually or in the aggregate, they could reasonably be expected to influence the economic decisions of users taken on the basis of these financial statements.

As part of an audit in accordance with auditing standards generally accepted in Japan, we exercise professional judgment and maintain professional skepticism throughout the audit. We also:

- Identify and assess the risks of material misstatement of the financial statements, whether due to fraud or error, design and perform audit procedures responsive to those risks, and obtain audit evidence that is sufficient and appropriate to provide a basis for our opinion.
- Consider internal control relevant to the audit in order to design audit procedures that are appropriate in the circumstances for our risk assessments, while the purpose of the audit of the financial statements is not expressing an opinion on the effectiveness of the Company's internal control.
- Evaluate the appropriateness of accounting policies used and the reasonableness of accounting estimates and related disclosures made by management.
- Conclude on the appropriateness of management's use of the going concern basis of accounting and, based on the audit evidence obtained, whether a material uncertainty exists related to events or conditions that may cast significant doubt on the Company's ability to continue as a going concern. If we conclude that a material uncertainty exists, we are required to draw attention in our auditor's report to the related disclosures in the financial statements or, if such disclosures are inadequate, to modify our opinion. Our conclusions are based on the audit evidence obtained up to the date of our auditor's report. However, future events or conditions may cause the Company to cease to continue as a going concern.
- Evaluate the overall presentation, structure and content of the financial statements, including the disclosures, and whether the financial statements represent the underlying transactions and events in a manner that achieves fair presentation in accordance with accounting principles generally accepted in Japan.

We communicate with the Executive Director regarding, among other matters, the planned scope and timing of the audit and significant audit findings, including any significant deficiencies in internal control that we identify during our audit.

We also provide the Executive Director with a statement that we have complied with the ethical requirements regarding independence that are relevant to our audit of the financial statements in Japan, and to communicate with them all relationships and other matters that may reasonably be thought to bear on our independence, and where applicable, related safeguards.

Interest Required to Be Disclosed by the Certified Public Accountants Act of Japan

Our firm and its designated engagement partners do not have any interest in the Company which is required to be disclosed pursuant to the provisions of the Certified Public Accountants Act of Japan.

Ernst & Young ShinNihon LLC
Tokyo, Japan

May 30, 2023

/s/ Koichi Yanai

Koichi Yanai
Designated Engagement Partner
Certified Public Accountant

/s/ Teruyo Okubo

Teruyo Okubo
Designated Engagement Partner
Certified Public Accountant

Remuneration Policy for the Asset Management Company's Directors, Corporate Auditors and Employees

i) Remuneration for the Asset Management Company's Directors

- *Remuneration decision process.* Remuneration for directors is determined by the representative director upon consultation with the Board of Directors within the total remuneration limit for directors approved at the General Meeting of Shareholders.
- *Remuneration amount.* Remuneration of each director is determined by the representative director based on the remuneration table, which assigns responsibilities and position to each director. The responsibilities and position of each director are determined by the representative director through comprehensive assessment that includes each individual's abilities and experience.
- *Bonus.* Depending corporate performance, bonuses may be paid to directors upon resolution of the Board of Directors.

ii) Remuneration for the Asset Management Company's Corporate Auditors

- *Remuneration decision process.* Remuneration for corporate auditors is determined at the General Meeting of Shareholders.
- *Remuneration amount.* Remuneration of each corporate auditor is determined through comprehensive assessment that includes each individual's abilities and experience.
- *Bonus.* No bonus will be paid to corporate auditors.

iii) Remuneration for the Asset Management Company's Employees

- *Remuneration system based on skill development.* The Asset Management Company's salary system is based on the level of each employee's professional skills. In order to motivate employees to improve their performance and develop their professional skills, the Asset Management Company has (i) a performance-based bonus system that rewards the employee based on the performance of the Asset Management Company as well as the employee's performance taking into account the employee's contribution to the performance of the Asset Management Company and the employee's work ethic, and (ii) a performance evaluation and promotion system that evaluates once a year whether to increase the employee's remuneration and/or to promote the employee, in each case based on the employee's performance and work ethic.

- *Evaluation of employees based on ESG criteria.* All employees are evaluated once a year on their ESG awareness, including compliance and risk management awareness, and the results of this evaluation are taken into consideration when determining salary increases.
- *Retirement allowance program.* The Asset Management Company offers a defined contribution pension plan as well as a retirement plan, with an aim to create a comfortable workplace where employees will want to work for a long period time.
- *Executive officer's remuneration.* Remuneration for executive officers is determined by the representative director in accordance with the policy for executive officers.

Remuneration for the Asset Management Company's Directors and Corporate Auditors

April 1, 2022 to March 31, 2023

	Directors		Corporate auditors		Total	
	Number of person(s) remunerated	Remuneration	Number of person(s) remunerated	Remuneration	Number of person(s) remunerated	Remuneration
Remuneration based on resolutions of the General Meeting of Shareholders	4	¥72,450,000	2	¥1,200,000	6	¥73,650,000

Notes: 1. Remuneration for directors is as per the Companies Act of Japan, Article 361, Paragraph 1, Item 1.
2. Mitsubishi Jisho Investment Advisors, Inc. had four directors (one director served as a part-time role) and two corporate auditors (part-time) as of February 28, 2023.

Remuneration for the Asset Management Company's Employees

April 1, 2022 to March 31, 2023

	All employees (Note 1)			
	Number of employees	Remuneration		
		Total	Fixed	Variable (Note 2)
Remuneration based on compensation rules	116	¥1,064,003,743	¥736,372,773	¥327,630,970

Note: 1. Total number of employees of the Asset Management Company who received remuneration during the fiscal year, excluding 16 employees dispatched from several companies, to which the Asset Management Company paid ¥176,750,999 in total for their services for the fiscal year.
2. Variable remuneration refers to bonuses paid to employees, as described in "iii) Remuneration for Asset Management Company's Employees" above.

There are potential conflicts of interest between MEL and the Asset Management Company with respect to remuneration for the Asset Management Company's directors, corporate auditors and employees. We believe that the above remuneration policy mitigates such potential conflicts. In addition, the Asset Management Company has adopted an internal set of rules that apply to all related-party transactions, such as transactions between MEL and the Asset Management Company. These rules require strict compliance by the Asset Management Company with laws and regulations regarding related-party transactions. They also contain specific procedures to be followed in the event of a transaction that involves a related party, in order to implement arm's length terms.

Information Required under Article 22(2)(d) of the EU Alternative Investment Fund Managers Directive (AIFMD)

- Material Changes in Information Listed in Article 23 of AIFMD during the Financial Period Covered by the Report (Fiscal period ended February 28, 2023 (September 1, 2022 to February 28, 2023))

None.

Risk Factors

An investment in the units of Mitsubishi Estate Logistics REIT Investment Corporation (“MEL”) involves significant risks. The principal risks with respect to investment in MEL are as follows.

The principal risks with respect to investment in MEL are as follows:

- Any adverse conditions in the Japanese economy and the rest of the world could adversely affect MEL’s business and results of operations;
- MEL’s strategy of mainly investing in logistics facilities may entail risks uncommon to other J-REITs that invest in a broader range of real estate or real estate-related assets;
- Tightening monetary policies by the United States and other major countries, including a potential switch to tightening monetary policy by Japan in the future, may result in increased market interest rates in Japan and reduced cash distributions;
- MEL may not close any or all of MEL’s anticipated acquisitions or dispositions of properties in connection with acquisitions or dispositions MEL plans to make;
- Increases in prevailing market interest rates could increase MEL’s interest expense and may result in a decline in the market price of MEL’s units;
- MEL faces significant and increasing competition in attracting tenants and it may be difficult to retain existing tenants or find replacement tenants without reducing rents or incurring additional costs;
- MEL may not be able to acquire properties to execute MEL’s growth and investment strategy in a manner that is accretive to earnings;
- MEL’s reliance on Mitsubishi Estate Co., Ltd. and the Mitsubishi Estate Group companies could have a material adverse effect on its business;
- MEL expects to rely on certain properties for a significant portion of its rental revenues;
- The past experience of the Mitsubishi Estate Group in the Japanese real estate market is not an indicator or guarantee of MEL’s future results;
- The Asset Management Company manages multiple REITs and property funds and there are potential conflicts of interest between MEL and other property funds managed by the Asset Management Company;
- There are potential conflicts of interest between MEL and certain Mitsubishi Estate Group companies, including the Asset Management Company;
- Any inability to obtain financing for future acquisitions or refinance MEL’s existing debt could adversely affect the growth of MEL’s portfolio or financial condition;
- MEL may suffer large losses if any of its properties incurs damage from a natural or man-made disaster, acts of violence or war, or ancillary economic restrictions;

- Most of the properties in MEL's portfolio are concentrated in the Tokyo metropolitan area and the Osaka metropolitan area;
- Security breaches and other disruptions could compromise MEL's information and expose us to liability, which could cause its business and reputation to suffer;
- MEL's portfolio contains certain properties located on reclaimed land, which is subject to unique risks, including land liquefaction;
- Most of the logistics facilities in MEL's current portfolio and anticipated portfolio cater to a single tenant or a small number of tenants and are typically designed for a specific use, which may make it difficult to find substitute tenants;
- Illiquidity in the real estate market may limit MEL's ability to grow or adjust MEL's portfolio;
- MEL's policy to make distributions to its unitholders in excess of its retained earnings is subject to uncertainties;
- A high loan-to-value ratio, or LTV, may increase MEL's exposure to changes in interest rates and have a material adverse effect on its results of operations;
- A downgrading of MEL's credit rating may affect its ability to refinance or newly issue investment corporation bonds;
- MEL relies on expert appraisals and engineering, environmental and seismic reports, which are subject to significant uncertainties;
- MEL's performance depends on the efforts of key personnel of the Asset Management Company;
- MEL's failure to satisfy a complex series of requirements pursuant to Japanese tax regulations would disqualify it from certain taxation benefits and significantly reduce its distributions to its unitholders;
- MEL's properties for which third parties hold leasehold interests in the land and own the buildings thereupon may subject it to various risks;
- Some of the properties MEL owns or that it may acquire in the future may be held in the form of a property or trust beneficiary co-ownership interest, and its rights relating to such properties may be affected by the intentions of other owners; and
- MEL is subject to increasing scrutiny from certain investors and regulations with respect to environmental, social and governance matters, which may adversely affect its ability to market its units and increase its compliance costs.

In addition, MEL is subject to the following risks:

- risks related to liquidity and other limitations on MEL's activities under debt financing agreements;
- risks related to unforeseen loss, damage or injury suffered by a third party at MEL's properties;
- risks related to investment in Japanese anonymous association (*tokumei kumiai*);
- risks related to interests in some properties through preferred shares of Japanese special companies (*tokutei mokuteki kaisha*);
- risks related to entering into forward commitment contracts to acquire properties;
- risks related to any future borrowings or issuances of investment corporation bonds;
- risks related to impairment losses in connection with MEL's properties;
- risks related to decreases in tenant leasehold deposits and/or security deposits;
- risks related to MEL's lack of control over operating costs;
- risks related to loss of rental revenues in certain events;
- risks related to certain lease agreements at multi-tenant properties;
- risks related to MEL's cost of complying with regulations applicable to the properties MEL owns or intends to acquire;
- risks related to any property defect or non-conformity;
- risks related to reliance on industry and market data;
- risks related to violation of earthquake resistance standards or other building codes;
- risks related to the environmental assessments of MEL's properties made prior to MEL's ownership;
- risks related to climate change;
- risks related to no legal, regulatory or market definition of, or standardizes criteria for, what constitutes a "green," "sustainable" or other equivalently labeled asset or framework;
- risks related to unitholders' limited control over changes in MEL's investment policies;
- risks related to MEL's dependence on the performance of service providers;
- risks related to investment in properties with rooftop solar panels;
- risks related to the Asset Management Company's limited experience in investing in and operating industrial properties and land with leasehold interests for existing industrial facilities;
- risks related to properties outside of Japan;
- risks related to tight supervision by the regulatory authorities against J-REITs and their asset managers;
- risks related to disagreement by the Japanese tax authorities with the interpretations MEL used to determine MEL's taxable income for prior periods;
- risks related to not being able to benefit from reductions in certain real estate taxes enjoyed by qualified J-REITs;
- risks related to changes in Japanese tax laws;

- risks related to the treatment as a “passive foreign investment company” for U.S. federal income tax purposes;
- risks related to the unitholders’ being subject to U.S. Foreign Account Tax Compliance Act withholding;
- risks related to the possibility of being declared invalid or limited of MEL’s ownership rights in some of its properties;
- risks related to loss of MEL’s rights in a property it owns or intends to acquire;
- risks related to holding properties through trust beneficiary interests;
- risks related to important differences regarding the rights of unitholders in a J-REIT compared to those of shareholders in a corporation;
- risks related to AIFMD, UK AIFMD and ERISA;
- risks related to future sales of units by MEL’s major unitholders;
- risks related to daily price range limitations imposed by Tokyo Stock Exchange;
- risks related to the Bank of Japan’s policy to buy J-REIT units;
- risks related to appraisal NAV of MEL’s units;
- risks related to geopolitical instability caused by the Russian invasion of Ukraine;
- risks related to sharp rise in oil, electricity, water and other commodity prices;

- risks related to instability in the global financial system following the failure of major financial institutions, including recent bank failures in the United States and other developed economies; and
- risks related to uncertainty in the Bank of Japan’s policy as a new Governor of the Bank of Japan has taken office in April 2023 as well as the effects of its policy on prevailing market interest rates.

Periodic disclosure for financial products referred to in Article 8, paragraphs 1, 2 and 2a, of Regulation (EU)2019/2088 and Article 6, first paragraph, of Regulation (EU) 2020/852

Product name: Mitsubishi Estate Logistics REIT Investment Corporation
 Legal entity identifier: 353800YYSZU31ICQK38

Mitsubishi Estate Logistics REIT Investment Corporation (“MEL”) promotes environmental and social characteristics, but does not have as its objective a sustainable investment within the meaning of Article 9(1) of Regulation (EU) 2019/2088. MEL has no employees in accordance with the prohibition on having employees under the Act on Investment Trusts and Investment Corporations of Japan and relies on Mitsubishi Jisho Investment Advisors, Inc. (the “Asset Management Company”), to manage and operate the properties in MEL’s portfolio. The Asset Management Company and MEL are hereinafter referred to collectively as “we,” “us” or “our” unless noted otherwise. In addition, any “fiscal year” or “FY” hereinafter refers to the fiscal year beginning on April 1 of such year and ending on March 31 of the following year.

Environmental and/or social characteristics

Did this financial product have a sustainable investment objective?	
<input type="checkbox"/> Yes	<input checked="" type="checkbox"/> No
<input type="checkbox"/> It made sustainable investments with an environmental objective: ___% <ul style="list-style-type: none"> <input type="checkbox"/> in economic activities that qualify as environmentally sustainable under the EU Taxonomy <input type="checkbox"/> in economic activities that do not qualify as environmentally sustainable under the EU Taxonomy 	<input type="checkbox"/> It promoted Environmental/Social (E/S) characteristics and while it did not have as its objective a sustainable investment, it had a proportion of ___% of sustainable investments <ul style="list-style-type: none"> <input type="checkbox"/> with an environmental objective in economic activities that qualify as environmentally sustainable under the EU Taxonomy <input type="checkbox"/> with an environmental objective in economic activities that do not qualify as environmentally sustainable under the EU Taxonomy <input type="checkbox"/> with a social objective
<input type="checkbox"/> It made sustainable investments with a social objective: ___%	

To what extent were the environmental and/or social characteristics promoted by MEL met?

Headed by our sponsor, Mitsubishi Estate Co., Ltd. (together with its consolidated subsidiaries and affiliates, the “Mitsubishi Estate Group”), the Mitsubishi Estate Group, to which we belong, implements initiatives on the four key themes of Environment, Diversity & Inclusion, Innovation and Resilience. Pursuant to the Mitsubishi Estate Group’s long-term management vision, Mitsubishi Estate Group Sustainable Development Goals 2030, the Mitsubishi Estate Group is working to contribute to achieving a sustainable society by addressing environmental, social and

governance, or ESG, issues while providing significant and growing value to a wider range of stakeholders.

We follow the Mitsubishi Estate Group's ESG management principles, and we proactively implement ESG initiatives. Following its establishment of an ESG policy in February 2019, the Asset Management Company, in collaboration with the Mitsubishi Estate Group, has implemented the following ESG initiatives. Our ESG policy includes our basic policy on how we can contribute to the environment, improve our work environment, ensure effective compliance and governance, achieve transparent ESG disclosure and collaborate with each stakeholder on ESG matters.

- *Environmental initiatives – climate change response.* We implement energy-saving measures and take steps to reduce greenhouse gas emissions in our portfolio. Towards these ends, we have installed LED lighting and rooftop solar panels in our properties along with implementation of renewable energy. We also track energy consumption, solar power generation and greenhouse gas (“GHG”) emission levels in our portfolio. Furthermore, we display posters that raise awareness on energy-saving measures in common areas of our properties.
- *Environmental initiatives – water and waste management.* We seek to reduce water consumption by installing devices and appliances such as water meters, water-efficient toilets and smart irrigation systems. We also track water consumption and the recycling rate in our properties. Moreover, we strive to reduce waste in cooperation with tenants by promoting 3R (reduce, reuse and recycle) waste programs.
- *Environmental initiatives - certification of our properties.* To track the environmental performance of our properties, we rely on certifications issued by third-party organizations, such as the Development Bank of Japan's (“DBJ”) Green Building certification, the Comprehensive Assessment System for Built Environment Efficiency (“CASBEE”) certification, the Building Energy-efficiency Labeling System (“BELS”) certification, and other equivalent certifications.
- *Social initiatives – tenants.* We endeavor to improve tenant health, safety and comfort by undertaking renovation work in response to varying needs, and by expanding tenant support services to help serve such needs. We have established restaurants and

convenience stores on our premises and installed amenities such as shower rooms and multipurpose restrooms. Our properties are also equipped with disaster-relief vending machines, secure reserves containing food and beverage in case of emergency, and automated external defibrillators (“AED”).

- *Social initiatives - local communities.* We build and maintain good relations with local residents, governments and other community members by providing and ensuring a pleasant and safe environment. We support local communities in the event of disasters by providing our properties as municipality-designated disaster evacuation sites. We also participate in community service activities such as community clean-up events with local residents.
- *Social initiatives – employee satisfaction.* We are committed to respecting the fundamental rights and diversity of our employees, and we endeavor to establish an environment that supports a healthy work-life balance. To help achieve these goals, we have introduced flexible working hours, a defined contribution pension plan and various leave programs that are tailored to varying needs and circumstances.
- *Social initiatives – human resources development.* The Asset Management Company develops human resources with extensive expertise and know-how by offering various training programs, on topics such as compliance, human rights, risk management and sustainability. We also encourage employees to pursue professional qualifications that assist them in honing their skills as real estate asset management professionals, and we subsidize the costs required to obtain and maintain such qualifications.

- *How did the sustainability indicators perform?*

We use the following indicators to measure the attainment of the E/S characteristics we promote:

- *Environmental initiatives – reduction of GHG emissions.* We aim to reduce GHG emissions by 42% by FY2030 and to achieve net zero by FY2050 from a base year of FY2021. We classify our annual GHG emissions into three categories: scope 1, scope 2 and scope 3. In addition to tracking our GHG emissions, we also set a target to reduce GHG emission intensity by 30 % by FY2030, the latter of which decreased by 7.1% from FY2019 to FY2020 and by 17.0% from FY2020 to FY2021. In the fiscal period ended February 28, 2023, as a part of our ongoing implementation of environmental initiatives, we installed LED lighting to properties in our portfolio as needed, discussed how to better utilize renewable energy and reviewed our electricity purchase agreements. As a part of these initiatives, we switched to RE100, meaning 100% of electricity used is generated from renewable energy, at MJ Logipark Sendai 1 in February 2022.
- *Environmental initiatives – reduction of energy consumption intensity.* We aim to reduce energy consumption intensity by 15% by FY2030 from a base year of FY2017. We classify our annual energy consumption into two categories: gas and fuel consumption, and electricity consumption. In addition to tracking our energy consumption levels, we also track our renewable energy production, as well as our energy consumption intensity, the latter of which decreased by 3.2% from FY2019 to FY2020, and by 15.0% from FY2020 to FY2021. In the fiscal period ended February 28, 2023, as a part of our ongoing implementation of environmental initiatives, we installed LED lighting to properties in our portfolio as needed.
- *Environmental initiatives – water management.* We have set a target not increasing our water consumption level until FY2030 from a base year FY2017. In addition to tracking our water supply usage, we also track our water consumption intensity, the latter of which decreased by 10.1% from FY2019 to FY2020 and by 10.8% from FY2020 to FY2021. In the fiscal period ended February 28, 2023, we engaged in

reducing our water consumption by introducing automated water meter reader, water-saving toilets and smart irrigation equipment.

- *Environmental initiatives – waste management.* We aim to achieve a recycling rate of 70% or higher by FY2030. The recycling rate was 63.4%, in FY2020 and 62.3%, in FY2021, respectively. In addition to tracking our recycling rate, we also track the amount of waste discharged by weight. In the fiscal period ended February 28, 2023, as a part of our ongoing waste management initiative, we implemented our thorough waste recycling management at each property of our portfolio.
- *Environmental initiatives - certification of our properties.* We have set a target of achieving a portfolio of which 100% constitutes “Green Buildings” by FY2030. We consider a property to be a Green Building if it receives a CASBEE certification, a BELS certification or a DBJ Green Building certification. As of August 31, 2022, 87.6% of our properties were Green Buildings based on gross floor area. As of February 28, 2023, 88.8% of our properties were Green Buildings based on gross floor area. In the fiscal period ended February 28, 2023, as a part of our ongoing environmental initiatives, we continued improving environmental performance of our properties and obtaining environmental certificates at our properties by enhancing energy efficiency and utilizing renewable energy.
- *Social initiatives – tenants.* We conduct surveys on a regular basis to measure satisfaction amongst our tenants. These surveys are conducted either in person or in the form of a questionnaire. These surveys help formulate future measures that will help improve tenant health, safety and comfort, and inform our decision-making on a day-to-day basis. For example, as a result of these surveys, we have introduced thermal cameras and AEDs in Logicross Nagoya Kasadera and LOGIPORT Sagamihara, as well as measures to prevent damage to property caused by birds in Logicross Nagoya Kasadera, MJ Logipark Fukuoka 1 and some others. In addition, we consider and integrate our tenant’s needs and feedbacks in renovations of our properties. We conducted a separate survey among the tenants in MJ Logipark Fukuoka 1 before renovating the lounge. Based on the results of this survey, we installed amenities such as large TVs, microwave ovens and free Wi-Fi in the lounge area, and we also redesigned the layout of the lounge area to facilitate individual use.

While we conduct tenant satisfaction surveys on a regular basis, we did not conduct such surveys during the fiscal periods ended February 28, 2023 and August 31, 2022. However, we have continuously improved our properties in order to enhance our tenants' satisfaction. In the fiscal period ended August 31, 2022, we implemented the following measures;

Property Name	Measure
All logistics facilities	Distributing salt candy for tenants in properties as a preventive measure for heatstroke
MJ Logipark Fukuoka 1	Equipment for repelling birds
Logicross Nagoya Kasadera	(i)Installing bird nets, (ii)installing air purifiers in the lounge area
LOGIPORT Sagamihara	Installing thermal camera
MJ Logipark Osaka 1	Switching to LED entire building

In the fiscal period ended February 28, 2023, we implemented the following measures;

Property Name	Measure
Logicross Nagoya Kasadera	Installing disaster prevention stockpiles in the elevators

- *Social initiatives - local communities.* We assess our performance in this area by looking at the frequency with which we implement community service programs and activities such as community clean-up events around our properties with local residents and around our office with local workers, and the designation by municipalities of our properties as disaster evacuation sites such as disaster cooperation building and tsunami evacuation building. In the fiscal period ended February 28, 2023, we conducted clean-up projects around the neighborhood of Logicross Atsugi and the Asset Management Company's office.

- *Social initiatives – employee satisfaction.* We conduct a survey to measure employee satisfaction on an annual basis and strive to increase our ratio of female managers, which stands at 13.8% as of April 1, 2023. From July 2022 to August 2022, we hired a third party survey agency and conducted an employee satisfaction survey on an anonymous basis, of which results showed 89% of our employees were satisfied or moderately satisfied with overall working conditions at the Asset Management Company. As a part of our ongoing initiatives to improve employee satisfaction and communications with us, we encourage one-on-one check-ins between employees and their managers and conduct monthly survey on employee conditions, which we call condition pulse survey, and annual interview with the human resources department. As a measure to combat and eliminate workplace harassment, we provide annual training on harassment prevention to promote better understanding of workplace harassment and reporting policies among our management and employees, and to help create workplace environment where everyone can feel safe and comfortable while performing their job. In FY2022, we held our annual training on harassment prevention in August 2022. Furthermore, we continuously work to keep our employees informed and up-to-date on the Asset Management Company's code of conduct guidelines, the "interpretation about code of conducts to implementing MJIA values," which contributes to forming common enterprise value among our employees. We held a training on this code of conduct guidelines in August 2022. Moreover, we have set an annual target of 90% of paid leave to be taken by our employees. In addition to tracking the rate of employees taking paid leave, we also track our employee turnover rate and our rate of employees returning to work after taking childcare leave, the latter of which stand at 5.9% for FY2022 and 94.1% as of April 1, 2023, respectively.

- *...and compared to previous periods?*

See above.

- *What were the objectives of the sustainable investments that the financial product partially made and how did the sustainable investment contribute to such objectives?*

Not applicable.

- *How did the sustainable investments that the financial product partially made not cause significant harm to any environmental or social sustainable investment objective?*

Not applicable.

How did this financial product consider principal adverse impacts on sustainability factors?

We consider principal adverse impacts of our investment decisions on sustainability factors. To this end, we collect on an ongoing basis select information on our existing portfolio regarding the principal adverse impact indicators, including exposure to fossil fuels through investment assets, exposure to energy-inefficient investment assets and energy consumption intensity. We aim to manage the risk connected to principal adverse impacts from our investment decisions in several ways, including general screening criteria and due diligence.

- *Exposure to fossil fuels through assets.* We do not invest in real estate assets involved in the extraction, storage, transport or manufacture of fossil fuels.
- *Exposure to energy-inefficient investment assets.* We consider properties other than those that we consider to be Green Buildings to be energy-inefficient. As of February 28, 2023, 11.2% of our properties were not Green Buildings based on gross floor area, as compared to 12.4% as of August 31, 2022. We implement as appropriate measures to reduce their environmental impact following acquisition, including by obtaining environmental certifications such as DBJ, BELS or CASBEE. We are steadily working toward acquiring such certifications so that 100% of our logistics properties will be Green Buildings.
- *Energy consumption intensity.* Energy consumption intensity of the properties in our portfolio was 46.78 kWh/m² in FY2019, 45.30 kWh/m² in FY2020 and 38.49 kWh/m² in FY2021.

We believe that investment decisions that negatively affect climate or other environment-related resources, or have negative implications for society, can have a significant impact on and present risks to unitholder value. To this end, we consider the principal adverse impacts of our investment decisions on the above sustainability factors to be a key factor in making a comprehensive

investment decision and in the management process throughout the lifecycle of the properties in our portfolio.

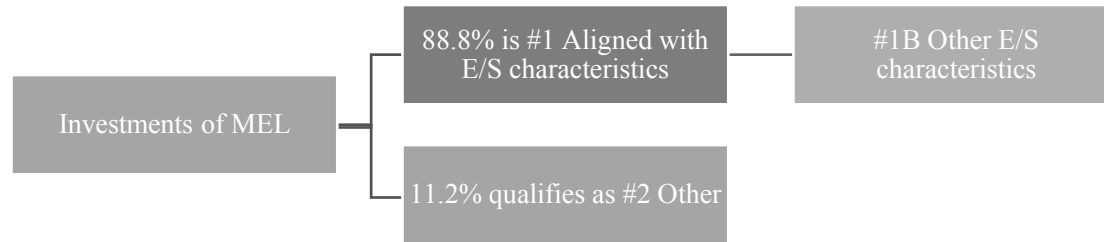
What were the top investments of this financial product?

Largest investments	Sector	% Assets (based on acquisition price)	Country
Logistics facilities	Real estate	94.5%	Japan
Others	Real estate	5.5%	Japan

What was the proportion of sustainability-related investments?

As of August 31, 2022, 87.6% of the properties in the portfolio were Green Buildings, and 12.4% were nonqualified assets based on gross floor area. As of February 28, 2023, 88.8% of the properties in the portfolio were Green Buildings, and 11.2% were nonqualified assets based on gross floor area. In the fiscal period ended February 28, 2023, we continued improving environmental performance of our properties and obtaining environmental certificates at our properties by enhancing energy efficiency and utilizing renewable energy. Our target is to achieve a portfolio of which 100% (excluding properties where we own only the underlying land) constitutes Green Buildings by FY2030, and we plan to further increase the number of such assets by continuing to acquire Green Building certifications for the buildings in our properties.

- **What was the asset allocation?**



- **In which economic sectors were the investments made?**

We aim to build a stable and long-lasting portfolio through selective investments in highly competitive logistics facilities that meet tenant needs. It is our policy for logistics facilities to make up at least 80% of our portfolio, and for other types of properties related to or compatible with logistics facilities to make up no more than 20% of our portfolio based on acquisition price. It is also our policy for properties located in the Tokyo metropolitan area (which consists of Tokyo, Kanagawa, Saitama, Chiba and Ibaraki prefectures) to make up at least 50% of our portfolio, and for properties located elsewhere in Japan to make up no more than 50% of our portfolio based on acquisition price.

To what extent were the sustainable investments with an environmental objective aligned with the EU Taxonomy?

Not applicable.

- **Did the financial product invest in fossil gas and/or nuclear energy related activities complying with the EU Taxonomy?**

Not applicable. MEL does not invest in real estate assets involved in fossil gas and/or nuclear energy-related activities.

- **What was the share of investments made in transitional and enabling activities?**

Not applicable.

- **How did the percentage of investments that were aligned with the EU Taxonomy compare with previous reference periods?**

Not applicable.

What was the share of sustainable investments with an environmental objective not aligned with the EU Taxonomy?

Not applicable.

What was the share of socially sustainable investments?

Not applicable.

What investments were included under “other,” what was their purpose and were there any minimum environmental or social safeguards?

As of August 31, 2022, 12.4% of our properties were not Green Buildings based on gross floor area. As of February 28, 2023, 11.2% of our properties were not Green Buildings based on gross floor area. The Asset Management Company’s investment decision-making process involves assessment of material ESG-related risks and opportunities to ensure that our sustainable investment strategy is implemented. ESG-related risks that are assessed include risks pertaining to earthquakes, flooding, soil contamination and hazardous substances. With each acquisition opportunity, the Asset Management Company and we review ESG-related due diligence findings and take into account the acquisition of environmental certifications or future potential to obtain them and energy efficiency assessment.

As we invest by comprehensively taking into account various factors including E/S, we may acquire properties that are not Green Buildings in exceptional cases. However, with respect to logistics properties, we have confirmed through due diligence that such properties are still ESG-conscious because we regularly acquire properties from the Mitsubishi Estate Group, which emphasizes ESG considerations in its investment strategy. When we acquire a logistics property that is not a Green Building, we implement appropriate measures to reduce the environmental impact following acquisition.

What actions have been taken to meet the environmental and/or social characteristics during the reference period?

As described in greater detail above, we implement various environmental initiatives at our properties including the following:

- Reduction of GHG emissions;
- Reduction of energy consumption intensity;
- Water and waste management; and
- Certification of our properties.

As described in greater detail above and our website, we implement various social initiatives at our properties including the following:

- Tenant satisfaction;
- Contribution to local communities;
- Employee satisfaction;
- Human resource development;
- Diversity and inclusion; and
- Human rights.

How did this financial product perform compared to the reference benchmark?

Not applicable. No specific index has been designated as reference benchmark to determine whether MEL is aligned with the environmental and/or social characteristics that it promotes

- ***How does the reference benchmark differ from a broad market index?***

Not applicable.

- ***How did this financial product perform with regard to the sustainability indicators to determine the alignment of the reference benchmark with the environmental or social characteristics promoted?***

Not applicable.

- ***How did this financial product perform compared with the reference benchmark?***

Not applicable.

- ***How did this financial product perform compared with the broad market index?***

Not applicable.